

Step 1: Click **Attach File**, select your file, give it a name, and then click **Upload**.

Bunker Hill Community College
imagine the possibilities

1 error has occurred

Document Upload

Please upload supporting documentation.
The following format maybe uploaded: doc, docx, pdf, jpg, jpeg, exif, tiff, raw, png, bmp, gif, xls, xlsx, rft and txt

Attach File

* Description

Please be aware that you need to add a descriptive name to every document you upload.

YOU ARE HERE

- Enroll and Pay
- Dental Assisting Essentials Application Process

Your Details

- Personal Data
- Address
- Document Upload**
- Additional Details
- Payment
- Review

Bunker Hill Community College
imagine the possibilities

Document Upload

Please upload supporting documentation.
The following format maybe uploaded: doc, docx, pdf, jpg, jpeg, exif, tiff, raw, png, bmp, gif, xls, xlsx, rft and txt

Attach File

* Description

YOU ARE HERE

- Enroll and Pay
- Dental Assisting Essentials Application Process

Your Details

- Personal Data
- Address
- Document Upload**
- Additional Details
- Payment
- Review

[Home Page](#) · [Contact Us](#) · [Privacy Policy](#) · © Bunker Hill Community College

Step 2: Repeat Step 1, ensuring you attach all three required files: **Proof of Education, Resume, and Essay.**







Step 3: Click **Next** to continue.

Document Upload

Please upload supporting documentation.
The following format maybe uploaded: doc, docx, pdf, jpg, jpeg, exif, tiff, raw, png, bmp, gif, xls, xlsx, rft and txt

Attach File

* Description

File name	Description	Download	Delete
[REDACTED].pdf	ESSAY		
[REDACTED].pdf	PROOF OF EDUCATION		
[REDACTED].pdf	RESUME		

[Save & Exit](#)

YOU ARE HERE

Enroll and Pay
Dental Assisting Essentials Application
Process

Your Details

Personal Data

Address

Document Upload

Additional Details

Payment

Review