



**NORTH SHORE**  
**COMMUNITY COLLEGE**

*Higher Learning Higher Value*

## Food and Housing Insecurity

Faculty/Staff Meeting  
October 25, 2016



Hunger and Food Insecurity

Housing Insecurity and Homelessness

Says Who?

Where Do We Go From Here?


## Our Students



*Higher Learning Higher Value*

## It Just Got Real


Hunger and Food Insecurity	Housing Insecurity and Homelessness
<ul style="list-style-type: none"><li>• One in Three</li><li>• 53.5%</li></ul>	<ul style="list-style-type: none"><li>• One in Five</li><li>• 59.8%</li></ul>

 *Higher Learning Higher Value*

3

## How Do We Know


Instrument	Who Responded
<ul style="list-style-type: none"><li>• Utilized by United States Department of Agriculture (USDA)</li><li>• Hunger/Homelessness Eradication Applied Research Tools (HEART)</li></ul>	<ul style="list-style-type: none"><li>• More than 10% of student population</li><li>• Representative sample in categories:<ul style="list-style-type: none"><li>• Age</li><li>• Race/Ethnicity</li><li>• Primary campus</li></ul></li></ul>

 *Higher Learning Higher Value*

4

## What Was Asked About Food?

Food Security Question	Count of Affirmative Responses	%
The food that I bought just didn't last and I didn't have money to get more.	351	53.7
I couldn't afford to eat balanced meals.	375	57.3
Did you ever cut the size of your meals or skip meals because there wasn't enough money for food?	245	37.5
How often does this happen?	213	32.6
Did you ever eat less than you felt you should because there wasn't enough money for food?	236	36.1
Were you ever hungry but didn't eat because there wasn't enough money or food?	222	33.9




**Higher Learning Higher Value**

5

## Analyzing Results

<u>Score</u>	<u>Food Security Level</u>	<u>Food Security Level</u>	<u>Count</u>	<u>%</u>
0	High	High	237	36.2
1	Marginal	Marginal	67	10.2
2-4	Low	Low	140	21.4
5-6	Very Low	Very Low	210	32.1
		<b>Total</b>	<b>654</b>	<b>100.0</b>




**Higher Learning Higher Value**

6

## What Was Asked About Housing Security?

Housing Security Question	Count of Affirmative Responses	%
In the past 12 months, did you have difficulty paying rent or mortgage?	303	46.3
In the past 12 months, did you not pay the full amount of rent or mortgage payments?	169	25.8
In the past 12 months, did you not pay the full amount of gas, oil, or electricity bill?	226	34.6
In the past 12 months, how many times have you moved?	67	10.2
In the last 12 months, did you "double up" with another family and share a residence?	152	23.2
In the last 12 months, did you move in with other people, even for a little while, because of financial problems?	131	20.0




**Higher Learning Higher Value**

7

## What Was Asked About Homelessness?

Homelessness Question	Count of Affirmative Responses	%
In the past 12 months, were you thrown out of your home by someone else in the household?	58	8.9
In the past 12 months, did you stay at a shelter?	24	3.7
In the past 12 months, did you stay in an abandoned building, an automobile, or any other place not meant for regular housing, even for one night?	39	6.0
In the past 12 months, did you not know where you were going to sleep at night, even for one night?	101	15.4
Currently, where do you live?	12	1.8



**Higher Learning Higher Value**

8

## Thank You and Next Steps

- Students
- Office of Planning, Research, Grants & Assessment
- Division of Student Affairs
- Faculty and Staff
- Entire College Community

**What Do  
We Do  
Now?**



***Higher Learning Higher Value***