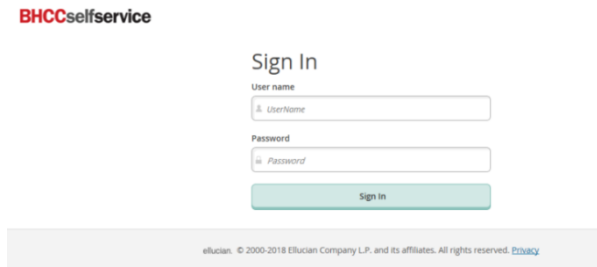
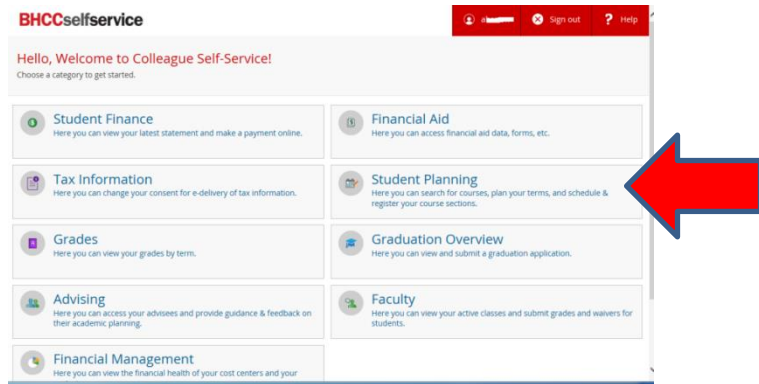


To see requirements for another program/major:

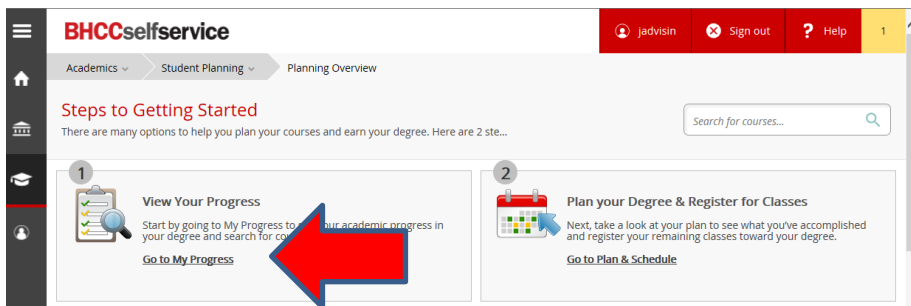
Sign in to BHCCselfservice: <https://selfservice.bhcc.edu/Student>



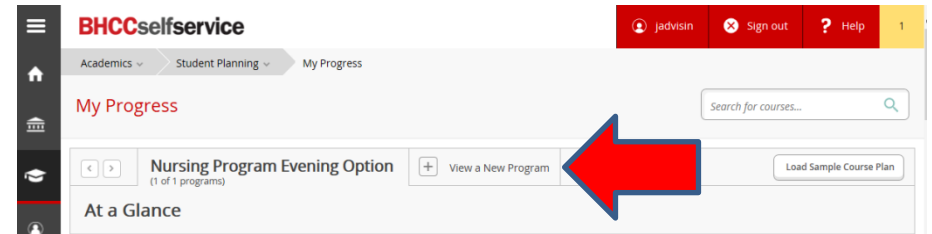
Click on **Student Planning**:



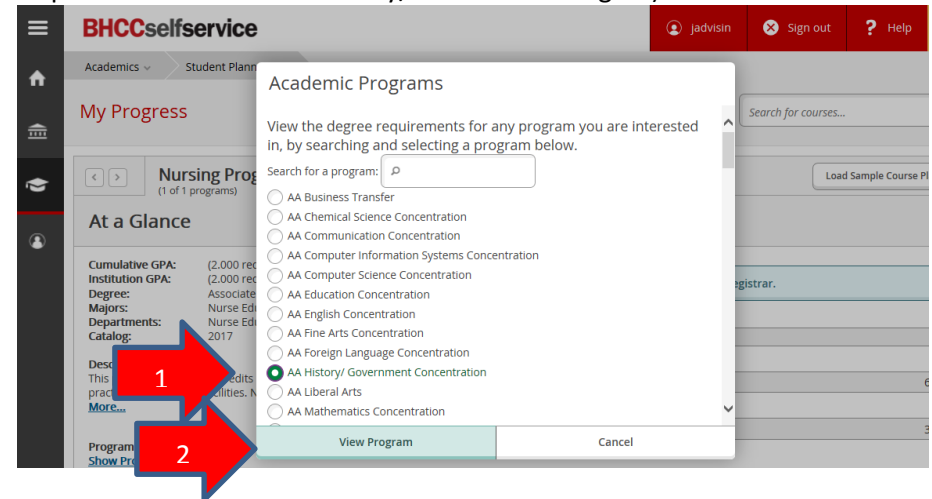
Click on **Go to My Progress**:



The requirements for your current program/major will show. Click on **View a New Program** to see how the courses you have taken would apply to a new program/major.



You will see a list of programs/majors available. You can look at one at a time by (1) clicking on the circle before the AA (associates in arts degree) AS (associate in science degree) or CT (certificate program) and then (2) clicking on View Program (for example, this student is going to view the requirements for the AA History/Government degree).



To change your program/major, you will need to meet with an [Advisor in the LifeMap Commons](#), room E235 and complete a change of major form .