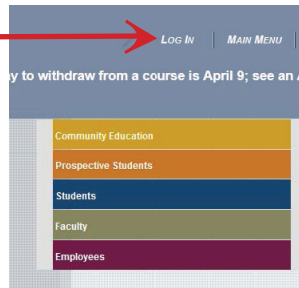


Bunker Hill Community College Community Education

I'm a BHCC student (or have an active BHCC account) and have my USER ID and Password.

Click "MyBHCC" tab at the top center of the BHCC website.

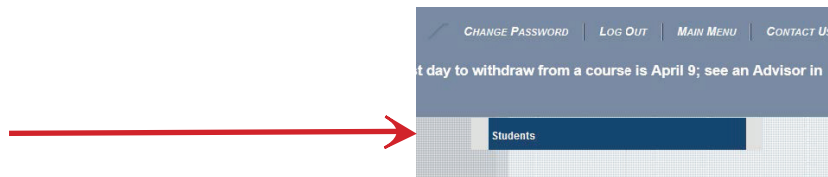
- Click "Log In"



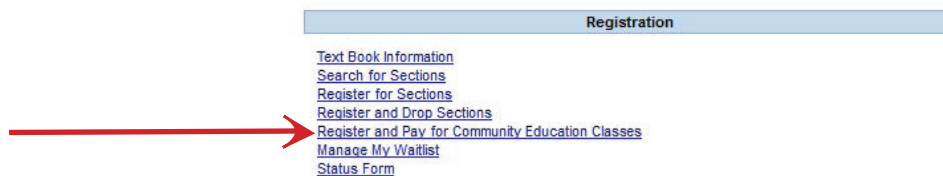
- Type in your USER ID and Password to log into your account.

A screenshot of the login form. It includes fields for 'User ID:', 'Password:', and a 'Show Hint' checkbox. A 'Log In' button is located to the right of the password field. A 'SUBMIT' button is located below the password field. A red arrow points from the text 'Type in your USER ID and Password to log into your account.' to the 'User ID:' input field.

- Click Student



- Find "Register and Pay for Community Education Classes" under the Registration heading and select it.



- Type in the course number you want to take in the field called, "Course Code Number" OR type the workshop name in the "Search for (Key Word)" field.
- Once you have found the workshop you want to take, complete all the required steps by advancing through each screen until you are ready to check out and pay. We accept most major credit cards.