



Record Audio with Adobe Presenter

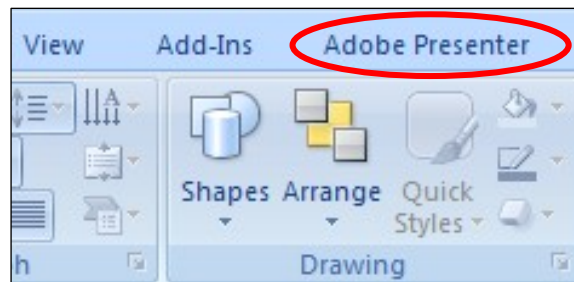
Introduction

The following tutorial will demonstrate how to record audio using Adobe Presenter from start to finish. This tutorial assumes that you have properly set up and adjusted an external microphone.

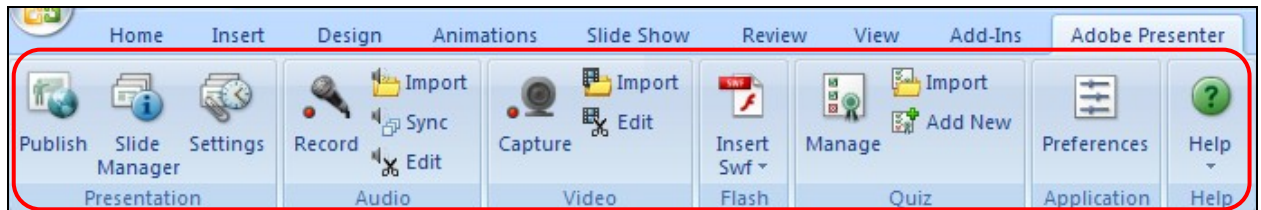
Record Audio

In addition to adding existing audio files, you can also record your own audio files to use in Presenter presentations. Follow these tips to ensure that you are recording the highest quality audio possible.

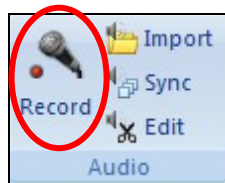
Step 1: To begin, open your Power Point 2007 presentation. Click the **Adobe Presenter** tab.



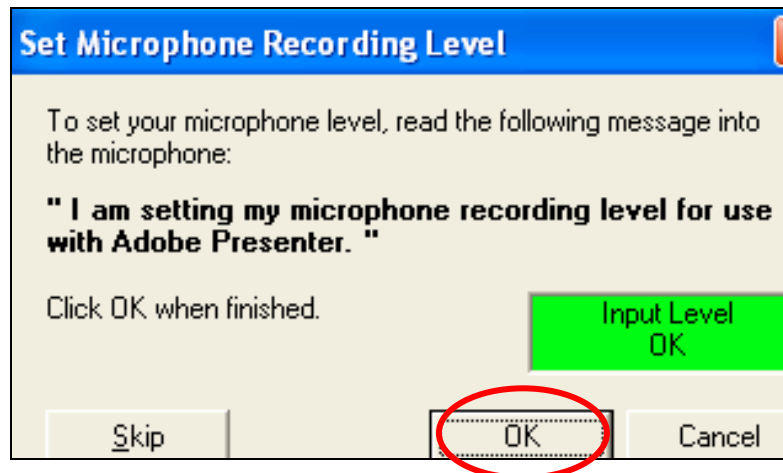
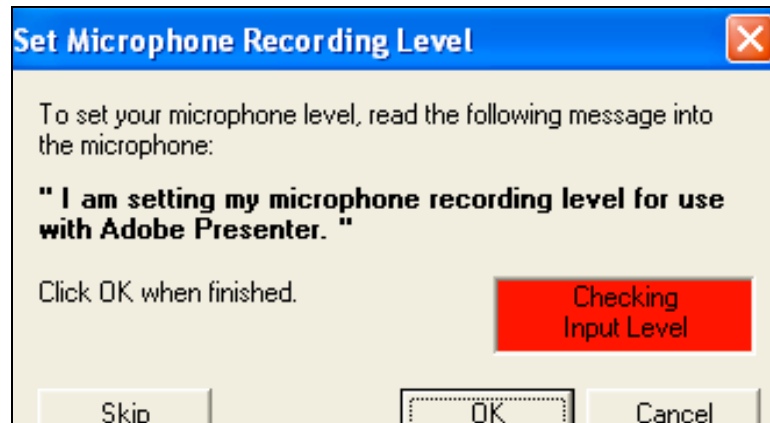
Step 2: Next, the Adobe Presenter menu options will appear.



Step 3: Select **Record**. The Adobe Presenter Record Audio page will appear.

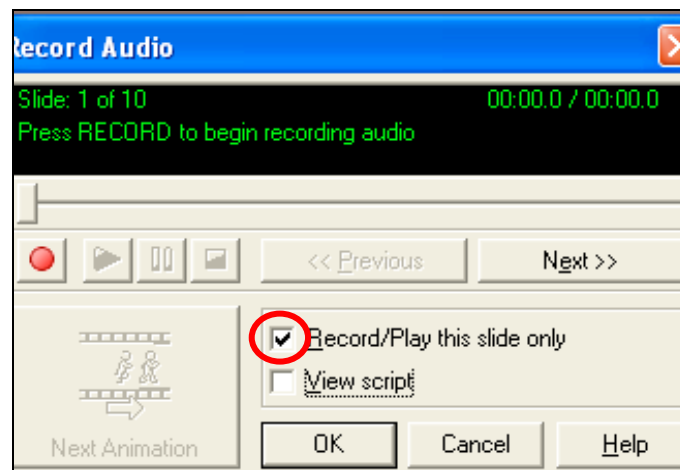


Step 4: Wait a moment while Presenter checks the input level. The color of the box will turn from red to green.

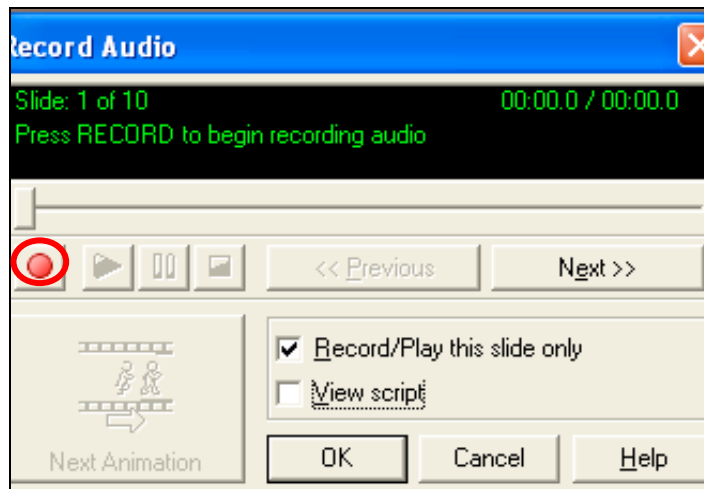


Step 5: Click **OK**. The Record Audio Page will appear.

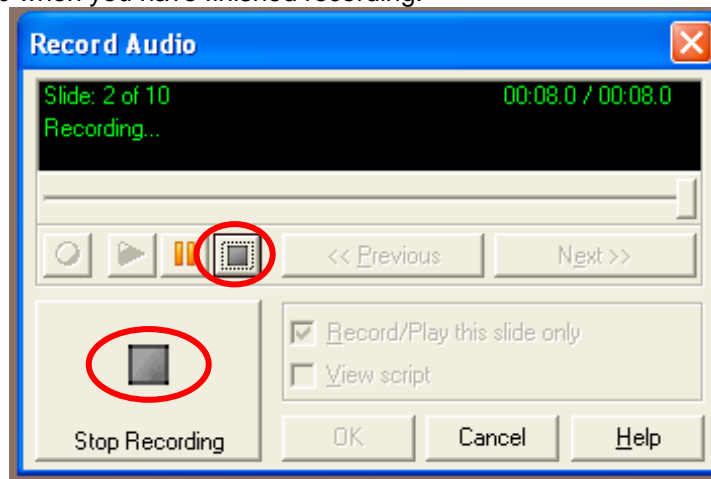
Step 6: Be sure that the **Record/Play** this slide only check box is checked (default selection).



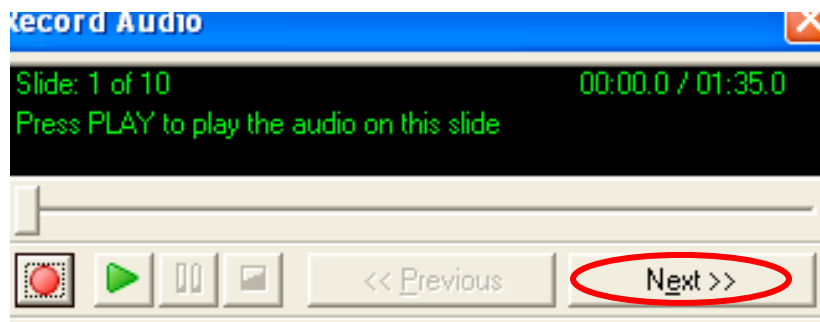
Step 7: Next, click **Record**.



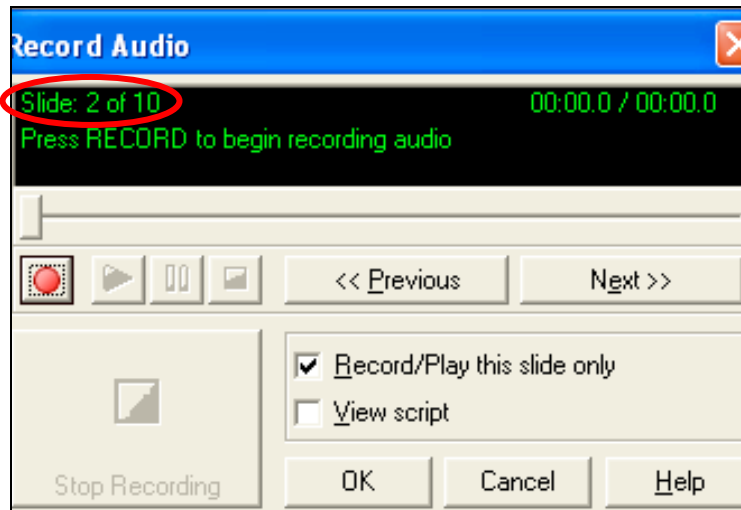
Step 8: Click **Stop** when you have finished recording.



Step 9: Click **Next >>** on the recorder to advance to the next slide in your presentation.

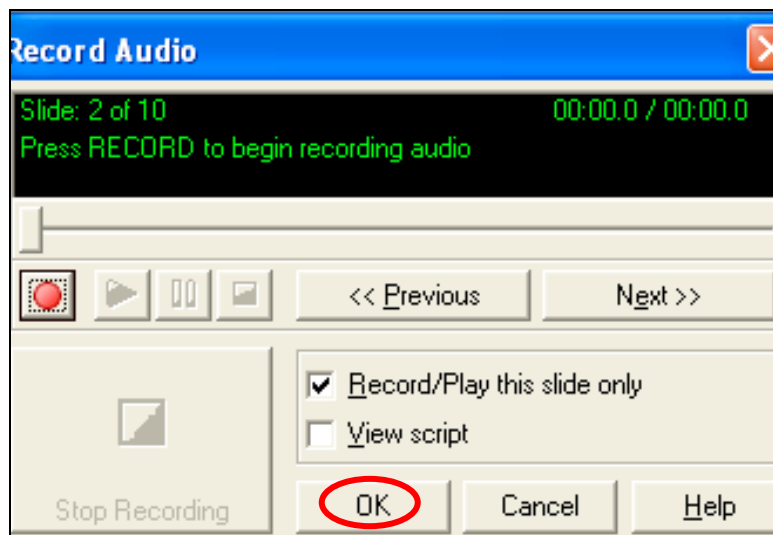


Notice that the current slide is displayed in the Record Audio page.




Step 10: Repeat for each slide.


Step 11: Click **OK** when finished. The **OK** button “**Saves**” your Adobe Presenter presentation file.



Note: This will automatically create an Adobe Presenter **PPC** file in the same location where the original Power Point **PPT** file resides. It is important that these two files remain intact. We suggest you create a file called “**Power Points**” and keep both file in that folder.



Note: The **audio** and **PPCX** file will automatically be saved in the **PPTX** folder



Conclusion

We hope this guide, *Record Audio with Adobe Presenter* was helpful.

For more information about online course development, please visit the TLITC or contact us via email at tlitc@bhcc.mass.edu